

Year 11 (2016/2017) Actual Results - 2017

Whole Cohort

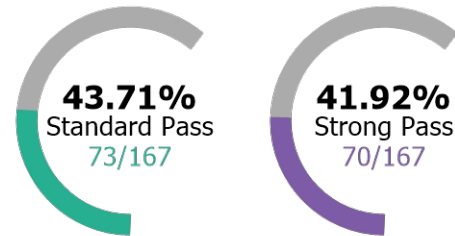
Pupils

167 Pupils 80 Boys 87 Girls

Baccalaureate

86

86 Pupils Entered - 51.5%



Baccalaureate Subjects

	Eng	Ma	Sci	Hums	Lang
Entries	162	164	159	136	91
	97%	98%	95%	81%	54%
Standard	151	147	127	101	87
	90%	88%	76%	60%	52%
Strong	131	123	-	-	-
	78%	74%	-	-	-

Baccalaureate APS

4.85 6.3 6.67 6.7

All Entered Standard Strong

English

Entries	9 to 7	9 to 5	9 to 4	
165	69	131	151	
Pupils	98.80%	41.32%	78.44%	90.42%
Entries	-	41.82%	79.39%	91.52%

Maths

Entries	9 to 7	9 to 5	9 to 4	
164	59	123	147	
Pupils	98.20%	35.33%	73.65%	88.02%
Entries	-	35.98%	75.00%	89.63%

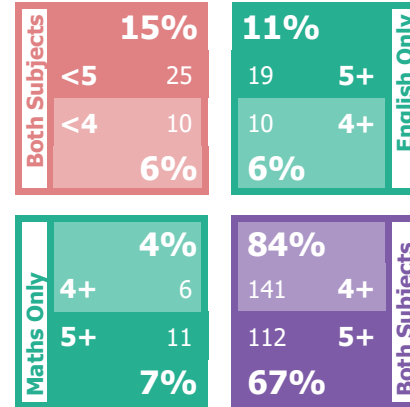
Science

	Entries	Pupils	Entries
1 Science	164	98.20%	-
A* to C:	144	86.23%	87.80%
2 Sciences	159	95.21%	-
A* to C:	128	76.65%	80.50%
3 Sciences	66	39.52%	-
A* to C:	60	35.93%	90.91%
Bio/Chem/Phys	60	35.93%	-
A* to C:	55	32.93%	91.67%

MFL

	Entries	Pupils	Entries
1 MFL Entry	90	53.89%	-
A* to C:	87	52.10%	96.67%
2 MFL Entries	4	2.40%	-
A* to C:	4	2.40%	100.00%

English & Maths Threshold

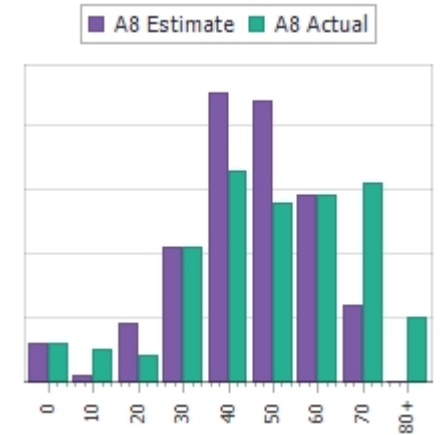


164 Pupils Entered - 98.20%

Entries

9 to 8 - inc A*'s	(12.08%)
193	
9 to 7 - inc A*-A	(32.23%)
515	
9 to 5 - inc A*-B	(62.45%)
998	
9 to 5 - inc A*-C	(79.22%)
1266	
9 to 4 - inc A*-C	(83.60%)
1336	
Total	1598.00
Average	9.57

Progress 8



	A8	P8
English	11.77	+0.4
Maths	11.35	+0.6
EBac	15.28	+0.33
Other	15.64	-0.2

Overall 54.04 +0.24

Entries 161 96.41%

Performance

	Pupils	Percent
5 A* to C	138	82.63%
Inc EnMa (4+):	134	80.24%
Inc EnMa (5+):	110	65.87%
5 Grade 5+	101	60.48%
Inc EnMa:	94	56.29%